


HyperInverter

High Performance Air-Conditioning



DXK
series

Inverter Residential Air Conditioners



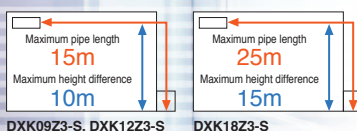
DXK-Z3

Inverter Heat Pump



DXK09Z3-S DXK12Z3-S DXK18Z3-S

Refrigerant pipe length (Flare connecting)



DXC09Z3-S DXC12Z3-S



DXC18Z3-S

FUNCTION

Comfortable Functions



Convenient & Economy Functions



Comfortable Air Flow Functions



Maintenance & Prevention Functions



Others



Indoor			DXK09Z3-S	DXK12Z3-S	DXK18Z3-S
Outdoor			DXC09Z3-S	DXC12Z3-S	DXC18Z3-S
Power supply	Indoor Unit		1ph 220-240V 50Hz		
Capacity	Cooling T1	kW	2.5 (1.0~2.7)	3.5 (1.0~3.7)	5.0 (1.6~5.5)
	Heating H1		3.2 (1.2~4.2)	4.0 (1.3~4.8)	5.8 (1.6~6.6)
	Heating H2		3.31	3.60	5.36
Input	Cooling T1	kW	0.71	1.06	1.56
	Heating H1		0.86	1.09	1.6
	Heating H2		1.283	1.408	2.238
Energy Label	Cooling T1	Stars	2.0	1.5	1.5
	Heating H1		3.0	2.5	2.0
EER	Cooling T1		3.52	3.30	3.21
COP	Heating H1		3.72	3.67	3.63
	Heating H2		2.58	2.56	2.40
Current	Cooling T1	Amp	3.4	4.9	6.9
	Heating H1		4.0	5.0	7.0
	Recommended Circuit Breaker		16		
Sound power level (JIS C9612)	Cooling(Outdoor)	dB(A)	56	59	61
	Heating(Outdoor)		58	61	63
Sound pressure level (JIS C9612)	Cooling(Indoor)	dB	36-30-22	39-32-23	47-37-26
	Heating(Indoor)		35-30-26	41-36-27	47-40-33
Airflow	Cooling(Indoor)	l/s	133-103-75	141-113-76	183-126-78
	Heating(Indoor)		155-130-110	183-140-113	230-178-138
External dimensions (HXWXD)	Indoor	mm	268X790X224		
	Outdoor		540X780(+62)X290	640X800(+71)X290	
Net weight	Indoor	kg	8.5		
	Outdoor		32	35	42
Refrigerant piping	Liquid line	mm(in)	Ø6.35		
	Gas line		Ø9.52		Ø12.7
	Connection method		Flare connection		
Refrigerant R410A	Quantity	kg	0.75	1.05	1.35
	Pre charged to pipe length	m	10		

DXK-Z4

Inverter Heat Pump

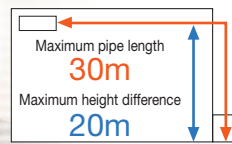


HyperInverter



DXK21Z4-S DXK24Z4-S DXK28Z4-S

Refrigerant pipe length



DXC21Z4-S DXC24Z4-S DXC28Z4-S

FUNCTION



Comfortable Functions



Comfortable Air Flow Functions



Convenient & Economy Functions



Maintenance & Prevention Functions



Others




Indoor			DXK21Z4-S	DXK24Z4-S	DXK28Z4-S
Outdoor			DXC21Z4-S	DXC24Z4-S	DXC28Z4-S
Power supply	Outdoor Unit		1ph 230V 50Hz		
Capacity	Cooling T1	kW	6.3 (2.15~7.10)	7.1 (2.15~8.00)	8.0 (2.15~8.50)
	Heating H1		7.1 (1.70~9.50)	8.0 (1.60~10.00)	9.0 (1.7~10.5)
	Heating H2		7.90	8.00	8.10
Input	Cooling T1	kW	1.76	2.16	2.65
	Heating H1		1.79	2.14	2.55
	Heating H2		2.85	2.9	2.90
Energy Label	Cooling T1	Stars	2.0	1.5	1.0
	Heating H1		2.77	2.5	2.0
Energy Star			Yes	Yes	Yes
EER	Cooling T1		3.58	3.29	3.02
	Heating H1		3.97	3.74	3.53
	Heating H2		2.77	2.77	2.79
COP	Cooling T1		8.0 (16.5)	9.7 (17.0)	11.9 (17.5)
	Heating H1		8.1 (16.5)	9.7 (17.0)	11.4 (17.5)
Rec Circuit Breaker		A	20A		
Sound power level (JIS C9612)	Cooling(Outdoor)	dB (A)	62	66	69
	Heating(Outdoor)		63	64	66
Sound pressure level (JIS C9612)	Cooling(Indoor)	dB	47-43-37-26	49-45-39-26	51-47-41-26
	Heating(Indoor)		44-41-36-33	46-43-39-35	48-45-40-37
Airflow	Cooling(Indoor)	L/s	310	325	350
	Heating(Indoor)		342	358	392
External dimensions (HXWXD)	Indoor	mm	318 × 1098 × 248		
	Outdoor		750 × 880 (+88) × 340		
Net weight	Indoor	kg	15		
	Outdoor		57		
Refrigerant piping	Liquid line	mm	Ø6.35		
	Gas line		Ø15.88		
	Connection method		Flare connection		
Refrigerant R410A	Quantity	kg	1.8		
	Pre Charged To Pipe Length	m	15		
Clean Filter			Allergen Clear & Photocatalytic		

Aircraft technology was used in the design of the air conditioner's airflow system

Jet Air Scroll Long Reach & Silent Air Flow

CFD (computational fluid dynamics) is used for blade shape design and air channels for jet engines. The same technology has been used in our air conditioners. The airflow of the jets created in this system enables a large volume of air to be blown with a minimum amount of power consumption. The airflow is uniform, quiet and reaches a long distance from the indoor unit.



Keeping the indoor unit clean

Self Clean Operation

The 'self clean operation' is operated for 2 hours after the unit has ceased normal operation. The indoor fan continues to operate on ultra low speed to dry the unit. This restricts the growth of mould. This feature can be selected on the remote control.

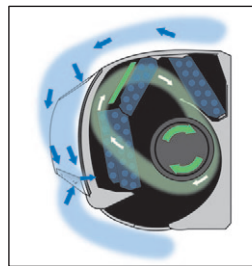
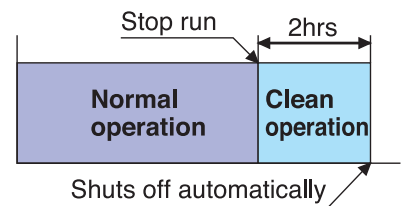



Illustration is composite image

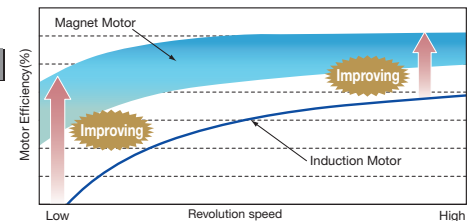


DC PAM inverter

An inverter system has a number of advantages over a constant speed system. Its variable speed compressor outputs can ensure quick cooling or heating after start up and attains a set temperature more quickly. The air conditioner can slow down the compressor speed to save energy whilst keeping comfortable conditions. The compressor is DC motor driven so it provides superior performance.



DC compressor motor



Sound data in cooling mode and in an anechoic chamber. During operation these values are somewhat higher due to ambient conditions



ABN 92 133 980 275

www.mhiala.com.au

Our factories are ISO9001 and ISO14001 certified.

Certified ISO 9001



BHAWAJIMA PLANT
Mitsubishi Heavy Industries, Ltd.
Air-conditioning & Refrigeration Systems Headquarters
Certificate No: 9921
Certificate number: JQA-0709



**MITSUBISHI HEAVY INDUSTRIES-
MAHAJAK AIR CONDITIONERS CO., LTD.**
Certificate No: 8021
Certificate Number: 04106 1998 0813

Certified ISO 14001



BHAWAJIMA PLANT
Mitsubishi Heavy Industries, Ltd.
Air-conditioning & Refrigeration Systems Headquarters
Certificate No: 1420
Certificate number: JQA-EM256



**MITSUBISHI HEAVY INDUSTRIES-
MAHAJAK AIR CONDITIONERS CO., LTD.**
Certificate Number: 04104 1998 0813 ES



Because of our policy of continuous improvement, we reserve the right to make changes in all specifications without notice. E&OE.